



# 3M™ Liqui-Cel™ EXF-10×28 Series Membrane Contactor

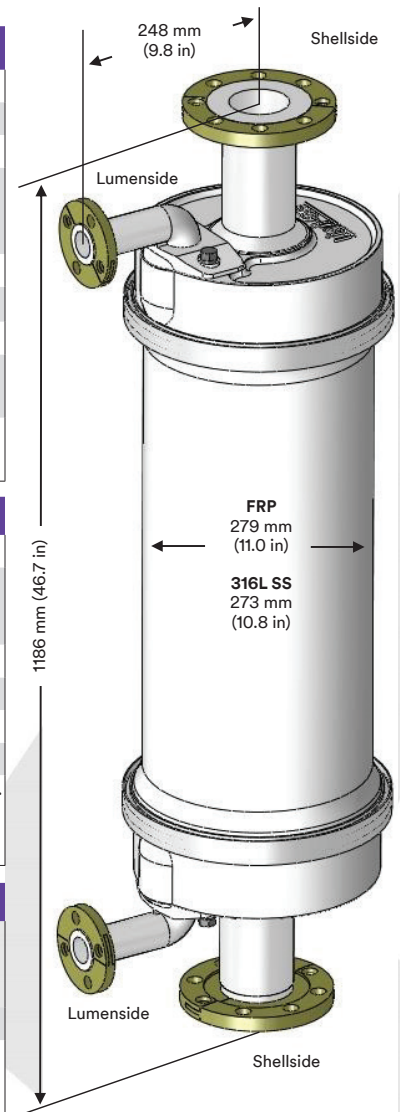
## Typical Properties

Membrane Characteristics				
<b>Cartridge Configuration</b>	Extra-Flow with Center Baffle			
<b>Liquid Flow Guidelines</b>	10 – 57 m <sup>3</sup> /hr (44 – 250 gpm)			
<b>Membrane Type</b>	X50 Fiber		X40 Fiber	
	Recommended for CO <sub>2</sub> removal from liquid and other gas transfer applications		Recommended for O <sub>2</sub> removal from liquid and other gas transfer applications	
<b>Membrane/Potting Material</b>	Polypropylene / Epoxy			
<b>Priming Volume (approximate)</b>	FRP Housing		316 SS Sanitary/316 SS ANSI	
	X50 Fiber	X40 Fiber	X50 Fiber	X40 Fiber
<b>Shellside</b>	26.1 L (6.9 gal)	26.3 L (7.0 gal)	24.3/24.9 L (6.4/6.6 gal)	24.5/25.6 L (6.5/6.8 gal)
<b>Lumenside</b>	10.6 L (2.8 gal)	9.5 L (2.5 gal)	7.5/10.0 L (1.9/2.6 gal)	6.4/9.5 L (1.7/2.5 gal)

Pressure Guidelines*		
	X50 Fiber	X40 Fiber
<b>Maximum Shellside LIQUID Working Temperature/ Pressure</b>	5-50°C, 7.2 barg (41-122°F, 105 psig) 70°C, 2.1 barg (158°F, 30 psig)	5-25°C, 9.3 barg (41-77°F, 135 psig) 50°C, 7.2 barg (77-122°F, 105 psig) 70°C, 2.1 barg (158°F, 30 psig)
If no vacuum is used, 1.0 barg (15 psig) can be added to pressures above.		
	FRP	316 SS
<b>Maximum Applied Gas Pressure</b>	6.2 barg at 25°C (90 psig at 77°F)	9.0 barg at 25°C (130 psig at 77°F)
Maximum applied gas pressure is for integrity testing at ambient temperatures. Normal operating pressures are typically lower.		
* Pressures are based on fluid group 2 (other) liquids and gases per the European Union Pressure Equipment Directive 2014/68/EU. See Operating Guide for pressure limits in the European Union with fluid group 1 (hazardous) liquids and gases. See Operating Guide for complete listing of temp/pressure limits for housings and membrane. <b>Note:</b> Liquid pressure should always exceed gas pressure.		

Housing Characteristics		
<b>Material</b>	Fiber Reinforced Plastic (FRP) with PVDF for all wetted surfaces and FRP flanges	316L SS Vessel/CF3M SS End Caps. ≤ 32RA (0.8µm SI) on schedule 10S pipe per ASTM A312.
<b>Flange Connections</b>		
<b>Shellside (Liquid Inlet/Outlet)</b>	<ul style="list-style-type: none"> <li>3 inch class 150 raised face flange per ANSI B16.5</li> <li>80A 10K flat face flange per JIS B2238</li> </ul>	<ul style="list-style-type: none"> <li>3 inch class 150 raised face flange per ANSI B16.5</li> <li>80A 10K flat face flange per JIS B2238</li> <li>3 inch sanitary</li> </ul>
<b>Lumenside (Gas/Vacuum)</b>	<ul style="list-style-type: none"> <li>3 inch class 150 raised face flange per ANSI B16.5</li> <li>50A 10K flat face flange per JIS B2238</li> </ul>	<ul style="list-style-type: none"> <li>1 inch class 150 raised face flange per ANSI B16.5</li> <li>25A 10K flat face flange per JIS B2238</li> <li>1.5 inch sanitary</li> </ul>

**Mounting Kit**  
A Mounting Kit with 2 cradles and 2 straps is available and sold separately. It will hold the contactor horizontally or vertically.



**Note:** All dimensions are nominal values for the PVDF-lined FRP housing. SS contactor uses a different end cap design. Sanitary connections are only available with 316 SS housing. See full housing drawing on 3M.com/Liqui-Cel for additional details.

## Typical Properties

Seal Options	
Material	Applications
EPDM	All Purpose
HP1 Viton	High Purity/Electronics

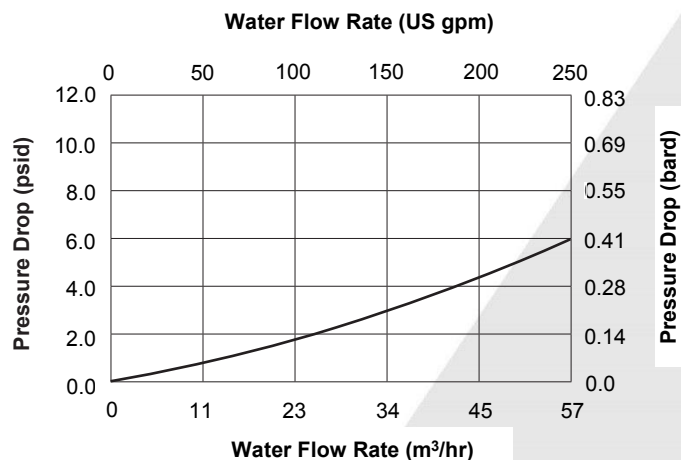
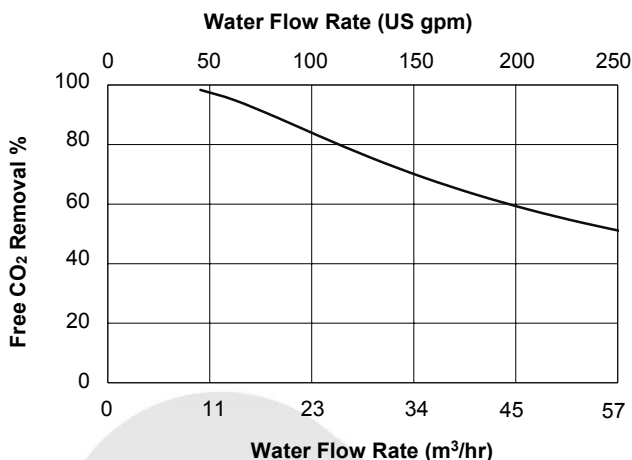
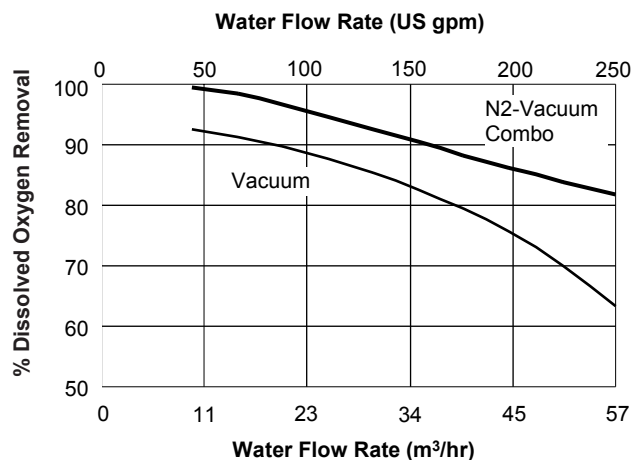
Weight (approximate)			
	FRP Housing	Stainless Steel Housing	
	ANSI/JIS	ANSI /JIS	Sanitary
Dry	33 kg (73 lbs)	76 kg (168 lbs)	81 kg (177 lbs)
Water-filled (shellside)	57 kg (126 lbs)	99 kg (218 lbs)	107 kg (235 lbs)
Cartridge only – dry	10 kg (23 lbs)	10 kg (23 lbs)	10 kg (23 lbs)

**Regulatory**  
Complies with the limits as set by RoHS Directive 2011/65/EU Annex II; recasting 2002/95/EC. Constructed of FDA CFR title 21 compliant materials for wetted parts only. For CFR title 21 compliance on the PVDF-lined FRP vessel 20,000 gallons of liquid should be flushed through the contactor prior to use.

Curves represent nominal values using water. Characteristics may change under different operating conditions.

Test condition O<sub>2</sub> Removal with X40 membrane 20°C (68°F): N<sub>2</sub>-vacuum combo mode, vacuum: 50 mm Hg N<sub>2</sub> sweep flow 0.40 Nm<sup>3</sup>/hr (0.25 scfm).

Test condition CO<sub>2</sub> Removal with X50 membrane 25°C: Air-vacuum combo mode, vacuum 75 mm Hg, air sweep flow 1.6 Nm<sup>3</sup>/hr (1 scfm).



**Technical Information:** The technical information, recommendations and other statements contained in this document are based upon tests or experience that 3M believes are reliable, but the accuracy or completeness of such information is not guaranteed.

**Product Use:** Many factors beyond 3M's control and uniquely within user's knowledge and control can affect the use and performance of a 3M product in a particular application. Given the variety of factors that can affect the use and performance of a 3M product, user is solely responsible for evaluating the 3M product and determining whether it is fit for a particular purpose and suitable for user's method of application.

**Warranty, Limited Remedy, and Disclaimer:** Unless an additional warranty is specifically stated on the applicable 3M product packaging or product literature, 3M warrants that each 3M product meets the applicable 3M product specification at the time 3M ships the product. 3M MAKES NO OTHER WARRANTIES OR CONDITIONS, EXPRESS OR IMPLIED, INCLUDING, BUT NOT LIMITED TO, ANY IMPLIED WARRANTY OR CONDITION OF MERCHANTABILITY OR FITNESS FOR A PARTICULAR PURPOSE OR ANY IMPLIED WARRANTY OR CONDITION ARISING OUT OF A COURSE OF DEALING, CUSTOM OR USAGE OF TRADE. If the 3M product does not conform to this warranty, then the sole and exclusive remedy is, at 3M's option, replacement of the 3M product or refund of the purchase price.

**Limitation of Liability:** Except where prohibited by law, 3M will not be liable for any loss or damage arising from the 3M product, whether direct, indirect, special, incidental or consequential, regardless of the legal theory asserted, including warranty, contract, negligence or strict liability.

3M and Liqui-Cel are trademarks of 3M Company. All other trademarks are the property of their respective owners. © 2017 3M Company. All rights reserved.



3M™ Liqui-Cel™ Membrane Contactors are tested and certified by WQA against NSF/ANSI 61.



ISO 9001





**Separation and Purification Sciences Division**  
13840 South Lakes Drive  
Charlotte, North Carolina  
28273 USA  
Phone: +1 980 859 5400

**3M Deutschland GmbH**  
**Separation and Purification Sciences Division**  
Öhder Straße 28  
42289 Wuppertal Germany  
Phone: +49 202 6099 - 0  
Fax: +49 202 6099 - 241